

Reporting and insights for academia





Table of contents

Using reporting and insights in CYPHER	3
Insights	4
Site-wide	4
Classes and paths	8
Groups and teams	18
User profile	20
Reporting tools	22
Built-in reports	22
Custom reports	28
About CYPHER Learning®	33

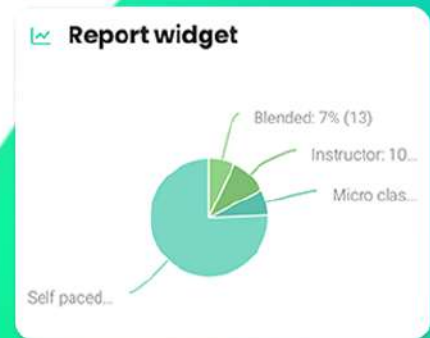


CYPHER makes it easy to gain insight into different areas such as the portal, classes, learning paths, groups, users, and more.

Using reporting and insights in CYPHER

CYPHER provides a **comprehensive set of reporting tools** that schools can use to retrieve valuable data about multiple areas of the platform.

Users have access to different reporting functionality that offers relevant information about the school's online educational activity. Our tools ensure the **continuous monitoring of teaching and learning activities**, as well as pinpointing problematic areas that need to be addressed.



Insights

CYPHER makes it easy to gain insight into different areas such as the portal, classes, learning paths, groups, users, and more. You can **generate instant and up-to-date**

information on students' progress and identify the students that are doing well and the ones that might need some extra help.

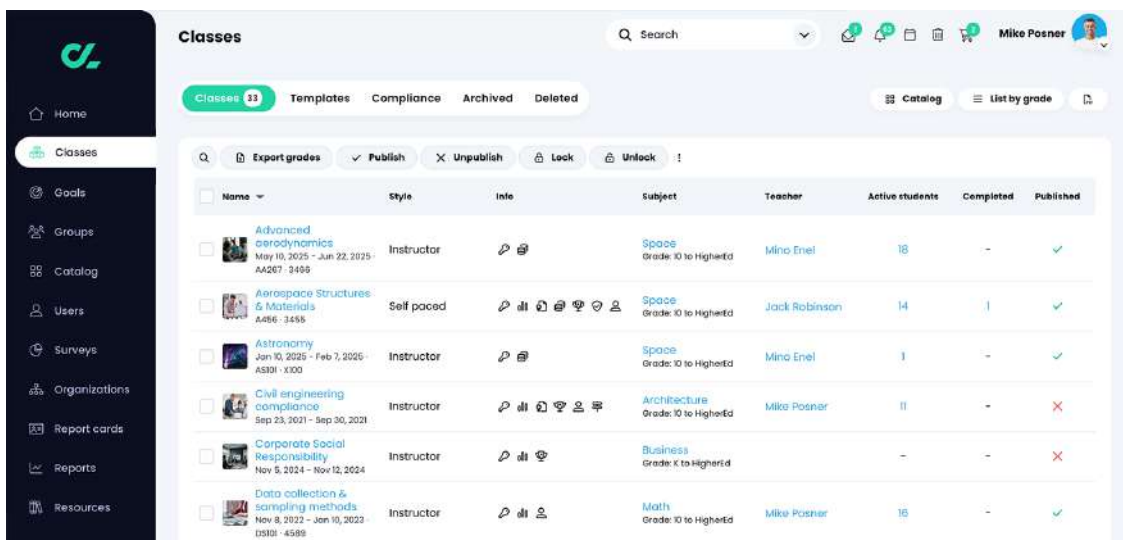
Site-wide insights

Administrators have access to a great variety of site-wide insights for areas such as **classes, users, organizations**, and more.

Classes and paths

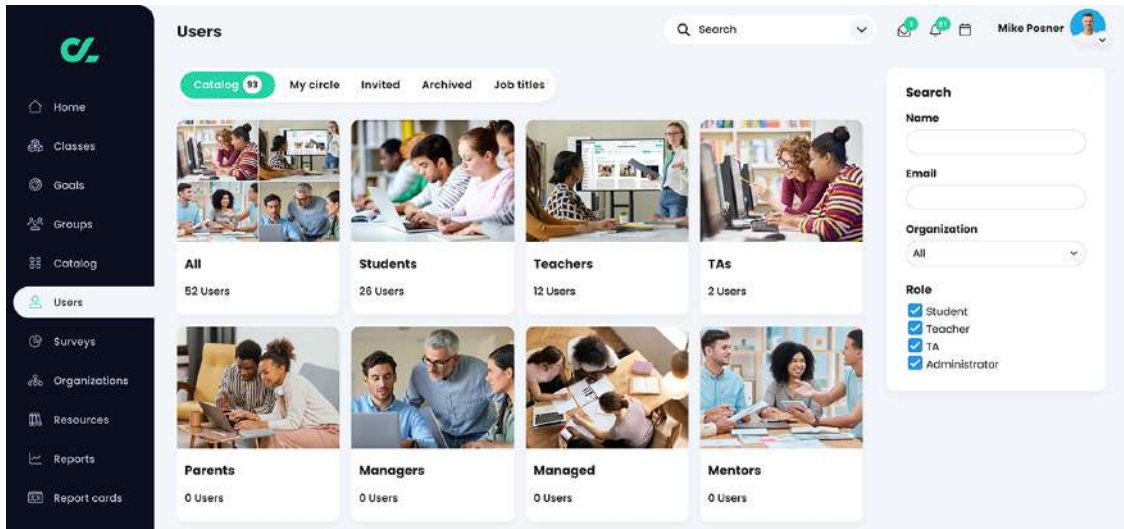
In the classes area, **administrators can see all the classes and paths in the platform** and information about which ones are active,

deleted, and archived. This includes data regarding the number of active students, completed students, and more.



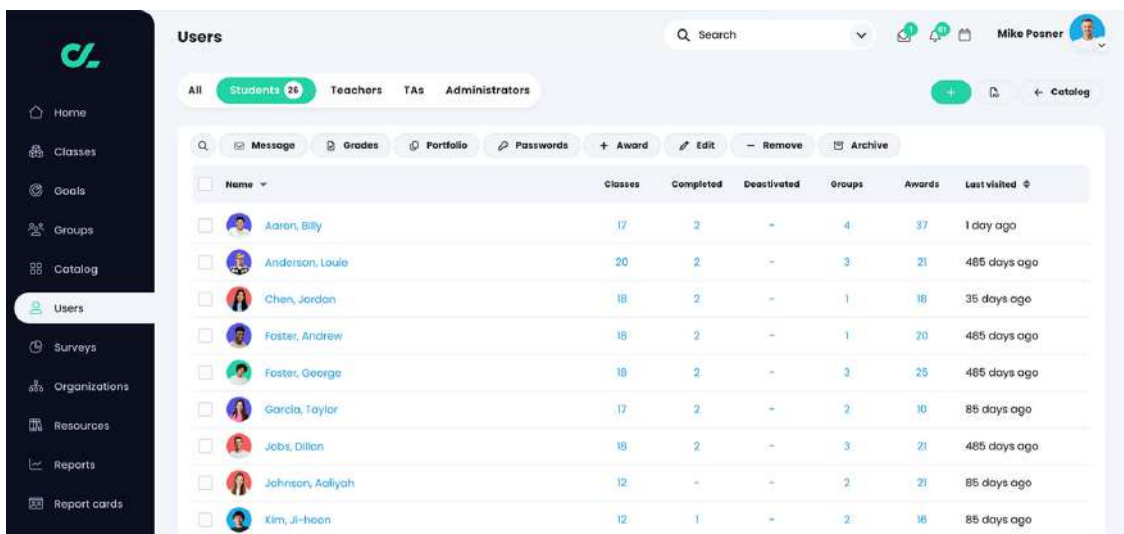
Users catalog

The users catalog **lists users by account type** with a set of relevant information for each category.



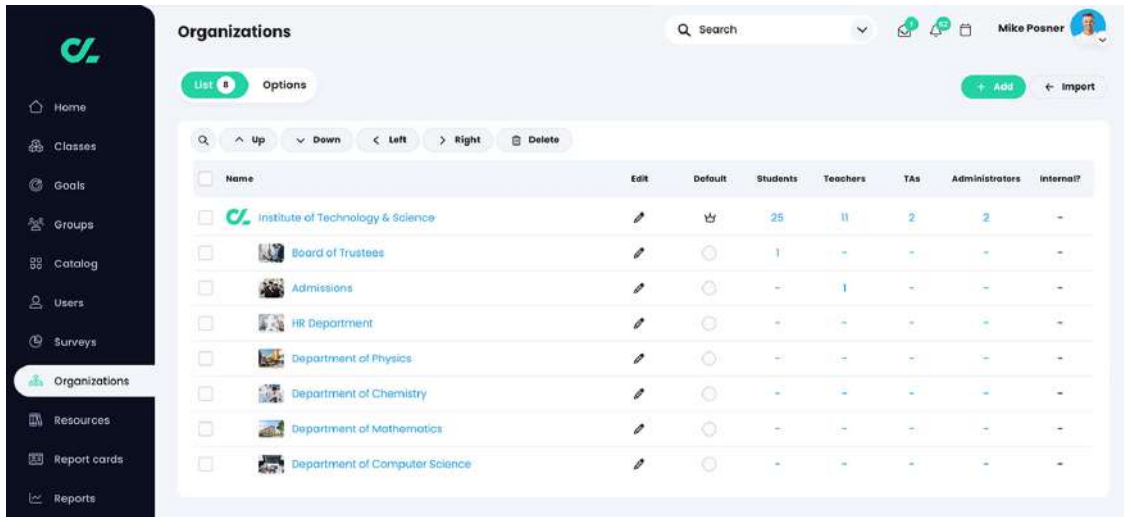
In the students tab, the available information includes the number of **active, completed, and deactivated classes**. You can also see

the number of groups, **the time since the student last visited the portal**, and more.

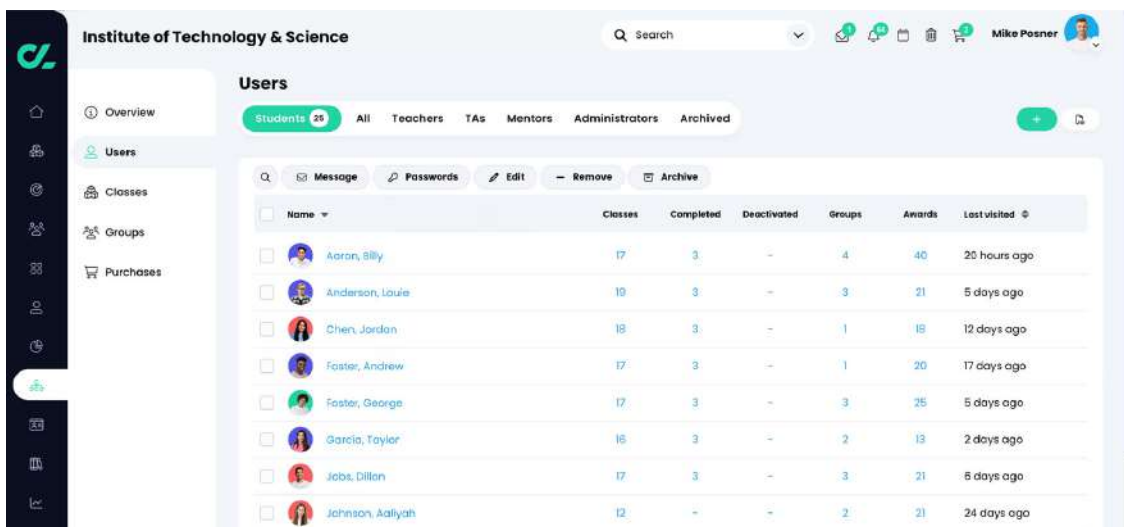


Organizations

Administrators can see **details about each organization** within the platform in the organizations area of the portal.



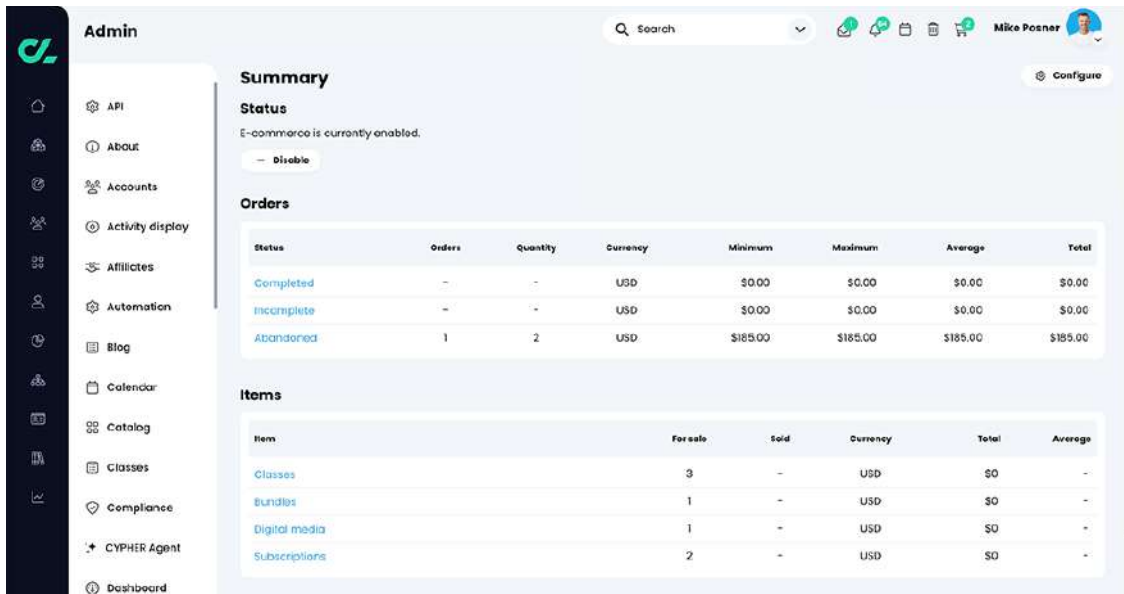
For each organization, you can see the **list of users by type, the number of classes, groups, award, and more.**



E-commerce

If e-commerce is enabled, administrators can see the purchases made by users. They can access the summary page of the purchases

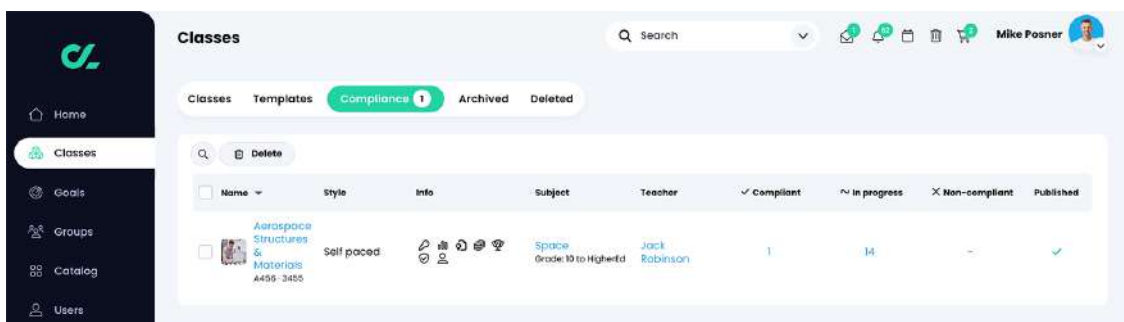
that **lists completed and incomplete orders, prices, and purchase details for each item.**



Compliance

In the compliance tab, administrators can see the **classes required for compliance,**

the **number of users who are compliant,** in progress or non-compliant.



Classes and paths

Teachers have access to a wide range of insights that offer an instant overview on different areas of the class such as

its **lessons**, **assignments**, and information about students' **progress** and **mastery**.

Lessons

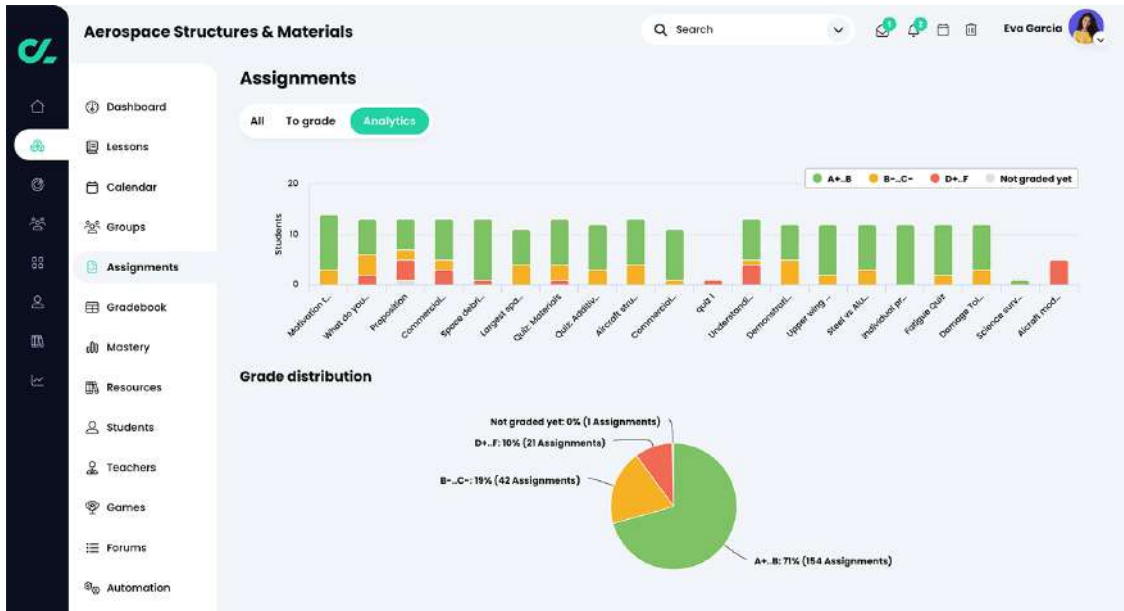
From the lessons page, teachers can see the **lessons progress** and how much time students spent in each lesson.



You can generate instant and up-to-date information on students' progress and identify the students that are doing well and the ones that might need some extra help.

Assignments

In the assignments tab, teachers can see all the assignments with details such as the **grades**, **scores**, **submissions due**, and more.



Gradebook

In the gradebook, teachers can see the **grades of all students** in the class for all the class assignments.

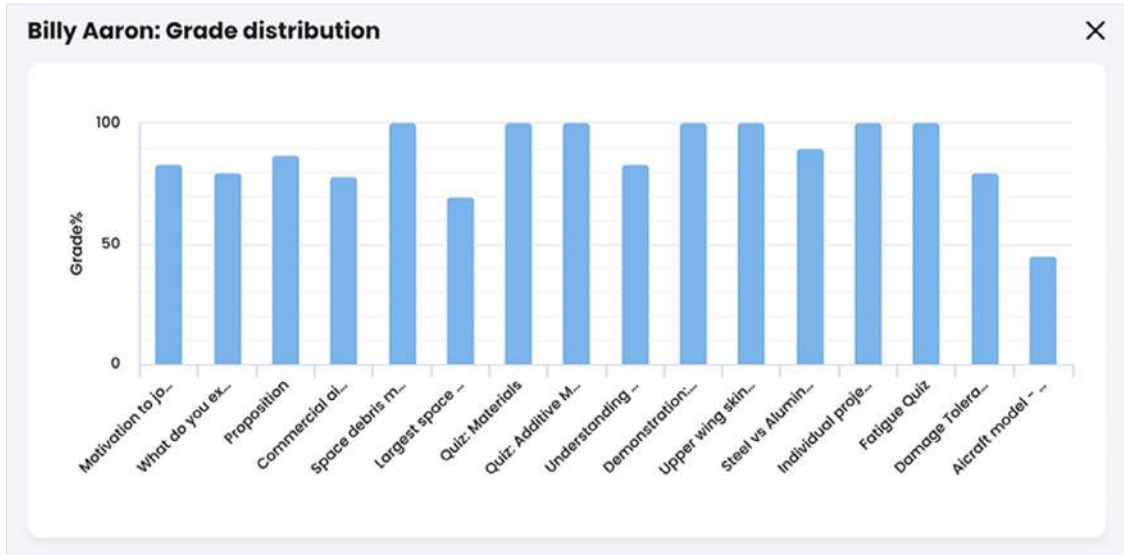
Gradebook

Assignments by name Students by last name All categories All lessons Missing Incomplete Absent Excused

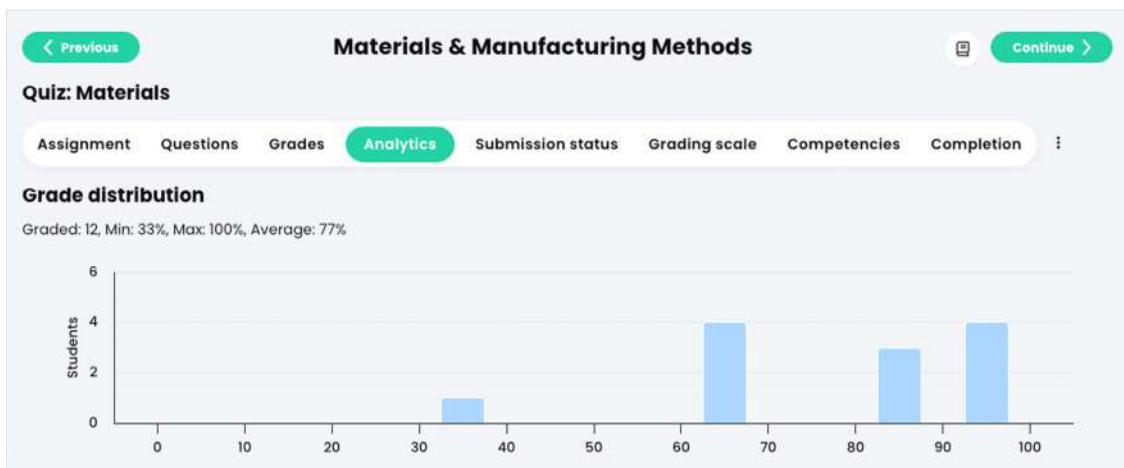
Students	Assignments					Motivation to		What do you		Proposition		Commercial		Space details		Largest space		Quiz Materials	
	Grade release					Instant	Instant	Instant	Instant	Instant	Instant	Instant	Instant	Instant	Instant	Instant	Instant	Instant	Instant
	Overall	Instant	Instant	Instant	Instant	Instant	Instant	Instant	Instant	Instant	Instant	Instant	Instant	Instant	Instant	Instant	Instant	Instant	Instant
Aaron, Billy	81%	B+	83	80	87	78	100	70	5										
Anderson, Louie	74%	B-	59	60	89	62	90	80	4										
Chen, Jordan	79%	B	84		75	0	100	73	3										
Foster, Andrew	73%	B-	85			89	90	3											
Foster, George	76%	B	90	100	90	0	100	87	4										
Garcia, Taylor	20%	F	60	0	0	-	-												
Jobs, Dillon	50%	D+	100	0	0														
Johnson, Aaliyah	86%	A-	100	99	68	99	100	91	5										
Kim, Ji-hoon	93%	A	90	96	46	100	95	98	4										

Teachers can **generate more in depth insights** for each user and assignment. For example, they can generate a grade report

that lists all the grades for a student and a corresponding chart.



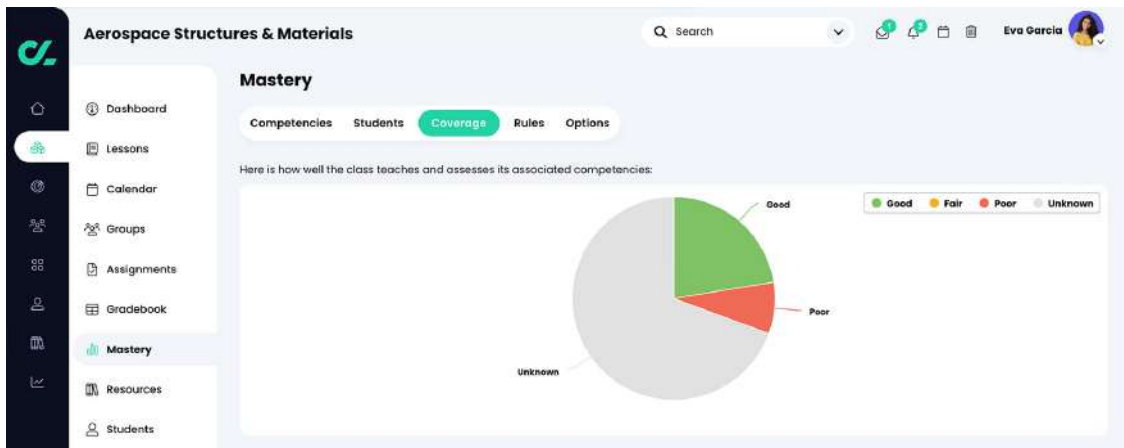
Teachers can also see insights i in the Analytics tab **for each assignment.**



Mastery

If the class has associated competencies, teachers can see in the Mastery tab a **coverage analysis** of how well the class

covers the concepts that it should be teaching and assessing.



The mastery grid lists the students and their **mastery level for each competency**.

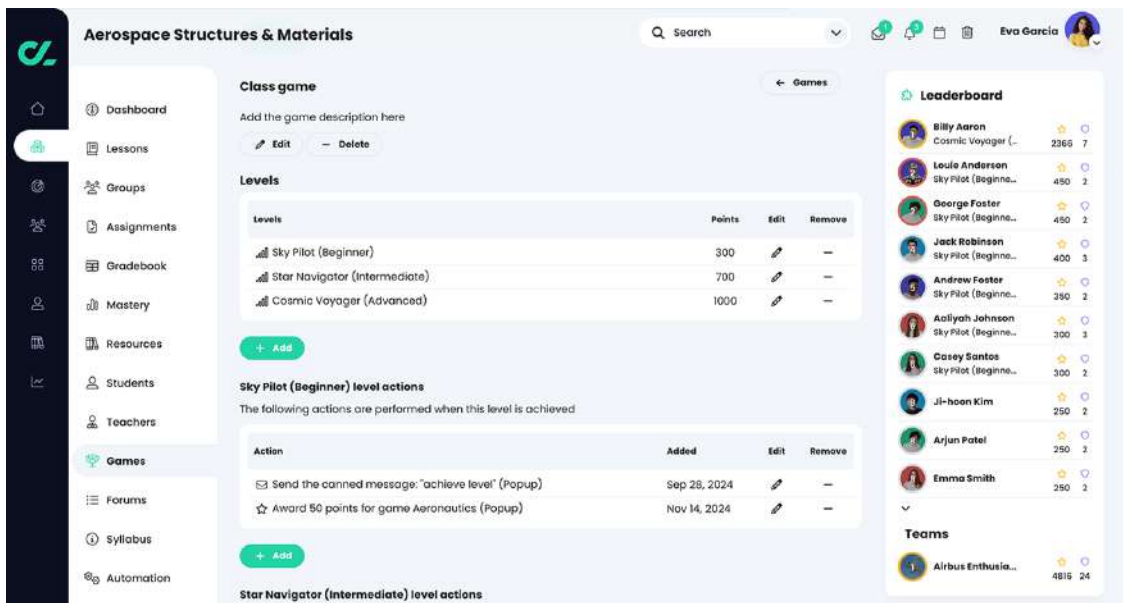
The screenshot shows the 'Mastery' tab for 'Aerospace Structures & Materials' with the 'Students' sub-tab active. It displays a mastery grid for 15 students across 10 competencies. The 'Average' row shows overall mastery percentages for each competency. The grid uses color-coded cells to represent mastery levels: Green for Good, Orange for Fair, Red for Poor, and Grey for Unknown.

Competencies	Introduction to Aerospace...	Understanding the difference...	Material properties	Understanding high strength	Understanding stiffness	Understanding fatigue...	Understanding damage...	Space - The Environment	Under...
Code	1	11	2	21	2.2	2.3	2.4	3	...
Average	88%	68%	77%	74%	79%	72%	80%	88%	8
Johnson, Aaliyah	85%	89%	91%	90%	85%	95%	93%	92%	90%
Foster, Andrew	82%	99%	100%	96%	100%	91%	84%	89%	98%
Patel, Arjun	77%	82%	89%	91%	85%	86%	77%	87%	85%
Aaron, Billy	60%	73%	78%	76%	65%	58%	39%	64%	83%
Santos, Casey	86%	58%	68%	56%	80%	60%	56%	80%	88%
Jobs, Dillon	74%	89%	94%	77%	95%	80%	83%	75%	79%
Smith, Emma	82%	99%	99%	97%	100%	80%	66%	81%	77%
Foster, George	86%	97%	100%	92%	100%	94%	86%	95%	88%
Maestro, Giovan...	78%	87%	99%	72%	90%	79%	87%	81%	97%
Robinson, Jack	86%	92%	93%	91%	93%	96%	100%	94%	94%
Kim, Ji-hoon	84%	87%	89%	94%	76%	89%	77%	94%	93%
Seimour, Janet...	77%	87%	89%	81%	90%	82%	86%	77%	83%
Chen, Jordan	90%	83%	87%	86%	78%	85%	69%	90%	93%
Anderson, Louie	84%	95%	98%	96%	100%	98%	100%	96%	89%

Games

If the class has a game, teachers can see the **game leaderboard** which lists all the students and their **rankings** in the game.

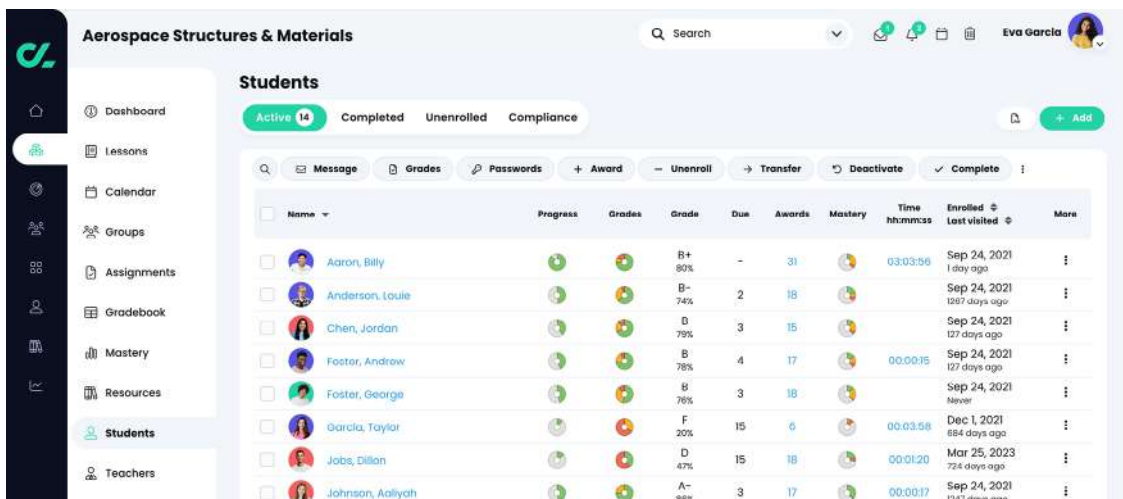
Teachers can also see a game overview with the **levels, the badges and points** that are awarded, and the full leaderboard.



Students

In the students tab, teachers can get a **detailed overview of the students progress** in the class. Students are organized by active, completed, unenrolled, invited, and

more. Teachers can see for each student the grade, score, progress, mastery, number of assignments due, number of awards, and more.



In the **grades section**, teachers can see the grade for each student on assignments, if there are any assignments due, and more.

Assignment	% of overall	Graded	Grade	Grade
Lesson: Introduction to Aerospace Structures & Materials				
Motivation to join this course	5.3	✓	83/100 83%	B+
What do you expect to learn in this class	5.3	✓	100/100 100%	A+
Proposition	5.3	✓	87/100 87%	A-
Lesson: The Environment: Space				
Commercial aircrafts and different atmospheric pressure levels Homework	5.3	✓	78/100 78%	B
Space debris mitigation Test	5.3	✓	100/100 100%	A+
Lesson: Materials & Manufacturing Methods				
Largest space materials database Participation	5.3	✓	70/100 70%	B-
Quiz: Materials Quiz	5.3	✓	5/5 100%	A+
Quiz: Additive Manufacturing Quiz	5.3	✓	5/5 100%	A+
Lesson: Aerospace Structures				

The **completion section**, lists each lesson and its progress or completion status.

Lessons and sections can be completed in any order.

1. Introduction to Aerospace Structures & Materials
Welcome to the Aerospace Structures & Materials class! This course will help you explore the design of an aircraft from the POV of an aerospace engineer.
Completed ✓ 3 sections ^

Section	Submitted	Grade	Duration	Status
Motivation to join this course	✓	83/100		✓
What do you expect to learn in this class	✓	100/100		✓
Proposition	✓	87/100		✓

2. The Environment: Space
In this lesson, you will understand the environments and temperatures to which aircraft are exposed.
Completed ✓ 3 sections ^

Section	Submitted	Grade	Duration	Status
Atmospheric pressure				✓
Commercial aircrafts and different atmospheric pressure levels	✓	78/100		✓

In the **activity section**, teachers can see the students activity in the class.

Aerospace Structures & Materials | Search | Eva Garcia

Billy Aaron

Grades | Completion | **Activity** | Lessons | Assignments | Mastery | Awards | Notes

This student has been active on 45 days:

Fri Sep 24, 2025
→ Enrolled

Mon Sep 27, 2025

- Submitted, Completed Motivation to join this course (63%, B+, 0x, 00:00:00 total)
- Submitted, Completed What do you expect to learn in this class (80%, B+, 0x, 00:00:00 total)
- Submitted, Completed Commercial aircrafts and different atmospheric pressure levels (78%, B, 0x, 00:00:00 total)
- Submitted, Completed Space debris mitigation (100%, A+, 0x, 00:00:00 total)
- Submitted, Completed Largest space materials database (70%, B-, 0x, 00:00:00 total)
- Submitted, Completed Quiz: Materials (100%, A+, 0x, 00:00:00 total)
- Submitted, Completed Quiz: Additive Manufacturing (100%, A+, 0x, 00:00:00 total)
- Submitted, Completed Aircraft structure knowledge (60%, C, 00:00:00)
- Submitted, Completed Commercial aircraft structure (92%, A, 00:00:00)
- Submitted, Completed Understanding loads (83%, B+, 0x, 00:00:00 total)
- Submitted, Completed Demonstration: Flowing Ballons (100%, A+, 0x, 00:00:00 total)
- Submitted, Completed Upper wing skin pannel - Concept Design (100%, A+, 0x, 00:00:00 total)
- Submitted, Completed Steel vs Aluminum (90%, A, 00:00:00)
- Submitted, Completed Fatigue Quiz (100%, A+, 00:00:00)
- Submitted, Completed Damage Tolerance - Accidents & Incidents (80%, B+, 00:00:00)

In the **lessons section**, teachers can see the time spent in each lesson by the student.

Aerospace Structures & Materials | Search | Eva Garcia

Billy Aaron

Grades | Completion | Activity | **Lessons** | Assignments | Mastery | Awards | Notes

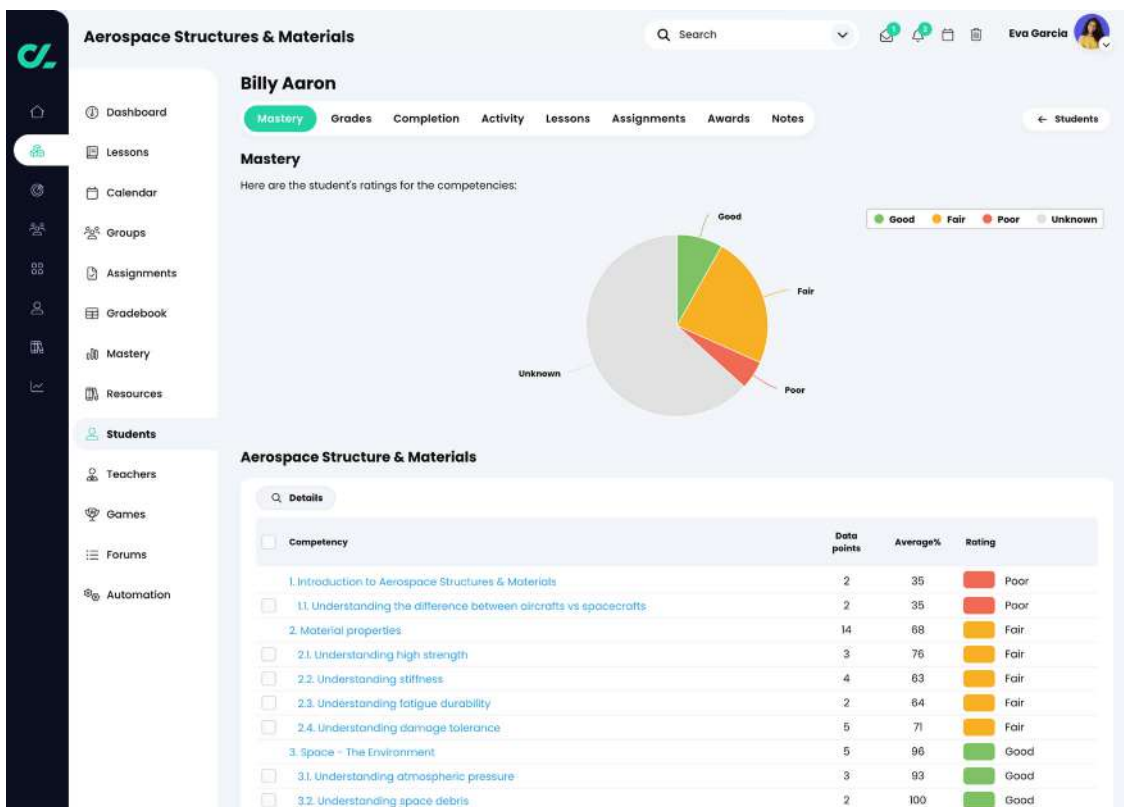
Seconds

Lesson	Time Spent (Seconds)
Introduction to Aerospace Structures & Materials	~2500
The Environment: Space	~1500
Materials & ...	~1200
Aerospace Structures	~500
Loads	~200
Stresses	~100
Selection of Materials & Structures	~100
Design & Certification	~100
Fatigue	~100
Durability	~100
Joining & M...	~100
Final Exam	~200

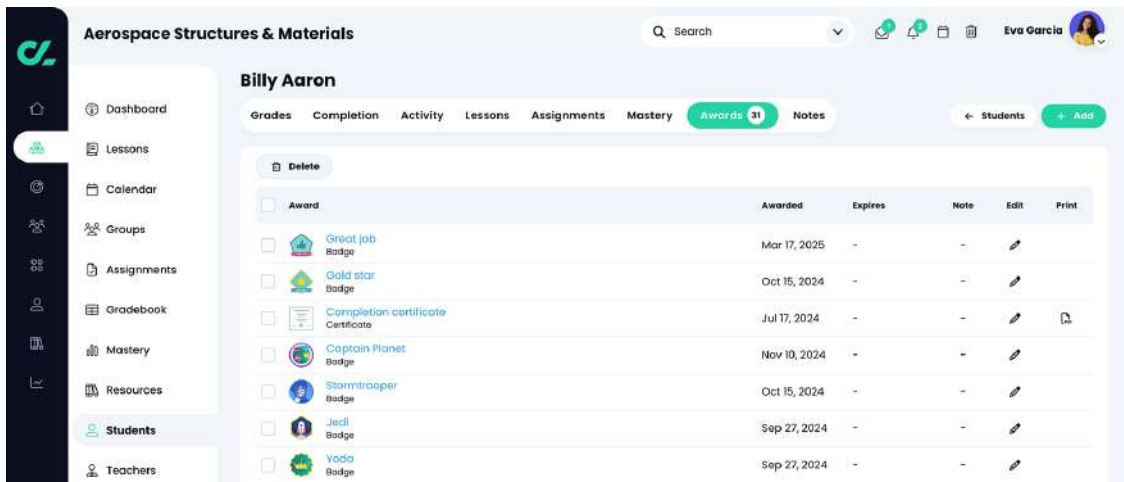
In the **assignments section**, teachers can see insights on the student's assignments.



In the **mastery section**, teachers can see the mastery progress of the student.

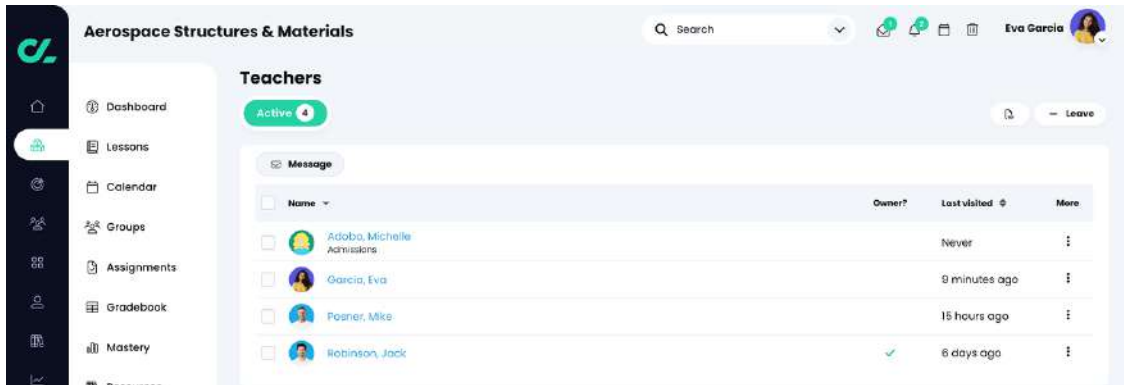


In the **awards section**, teachers can see the awards that the student received so far.



Teachers

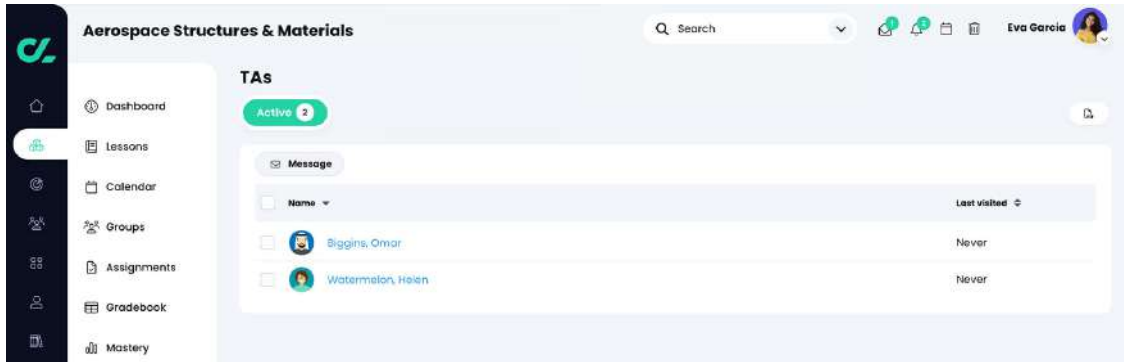
The teachers area **lists all the teachers of the class**, the time since a teacher last visited the site, and the owner of the class.



TAs

In the TAs tab, teachers can see the **list of teaching assistants in the class**. They can

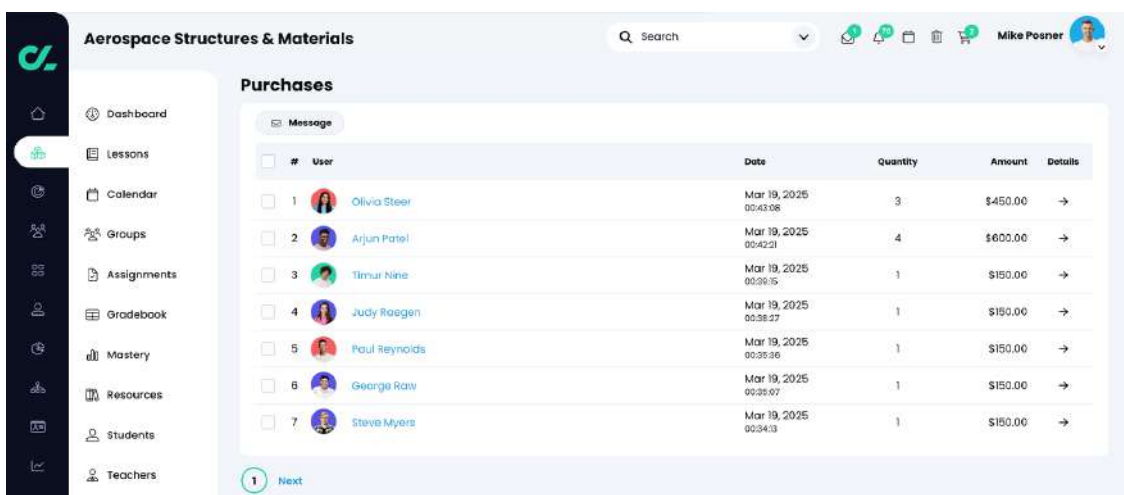
also see the time since TAs last visited the site.



Purchases

If e-commerce is enabled, in the purchases tab administrators can see the **list of students who purchased the class**,

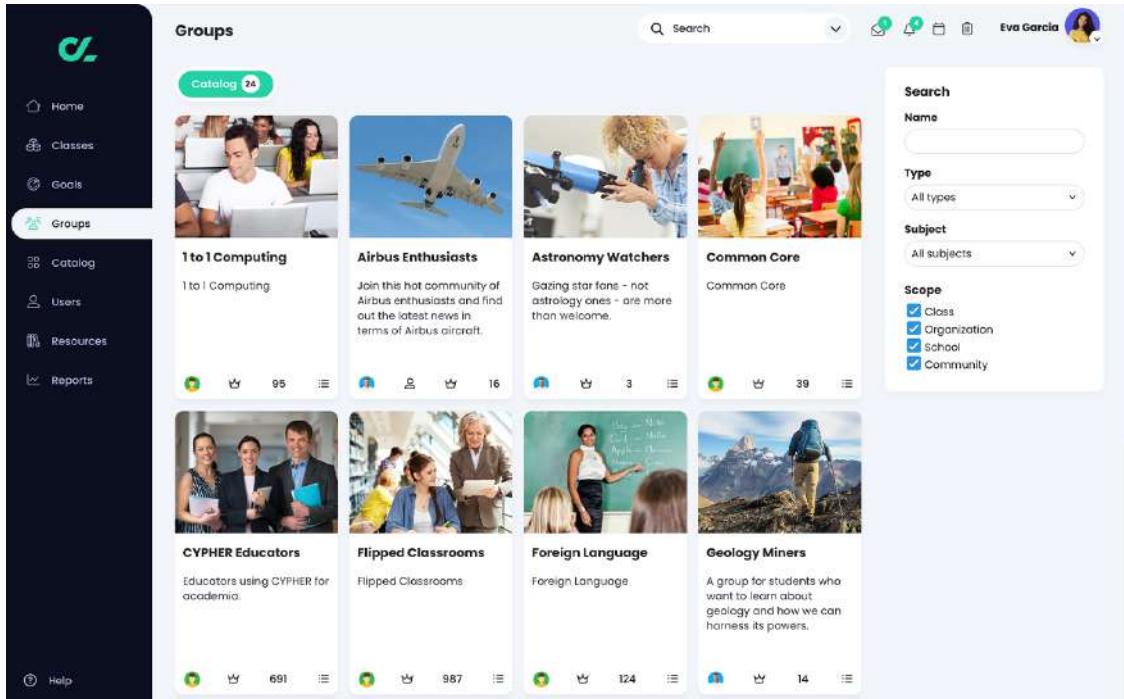
the number of items purchased, the total amount, and the purchase date.



Groups and teams

Groups and teams are a **great way for users to collaborate and share ideas.** Insights for

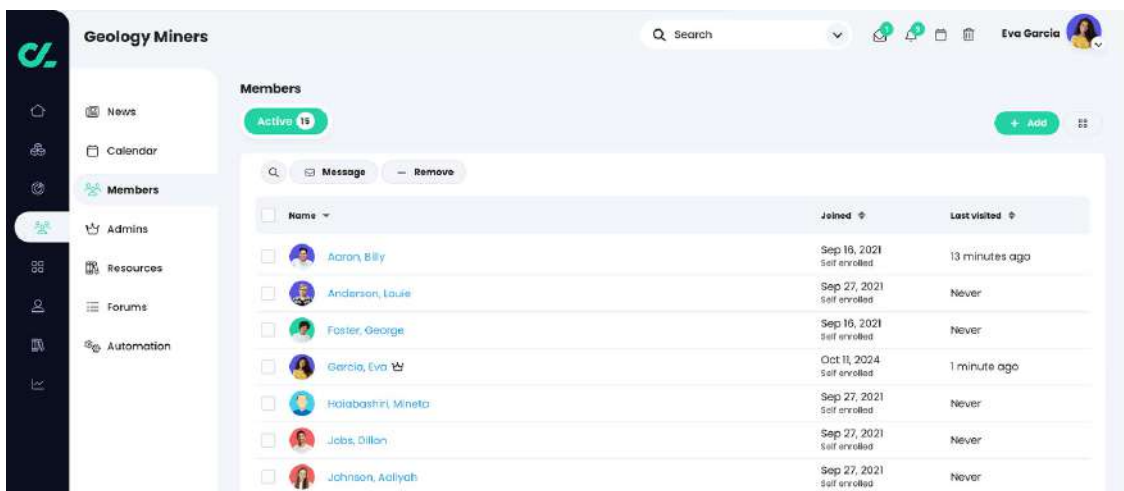
groups and teams offer information about their members, admins, leaders, and more.



Members

The members tab **lists all the users who are members of the group or team.** They can also

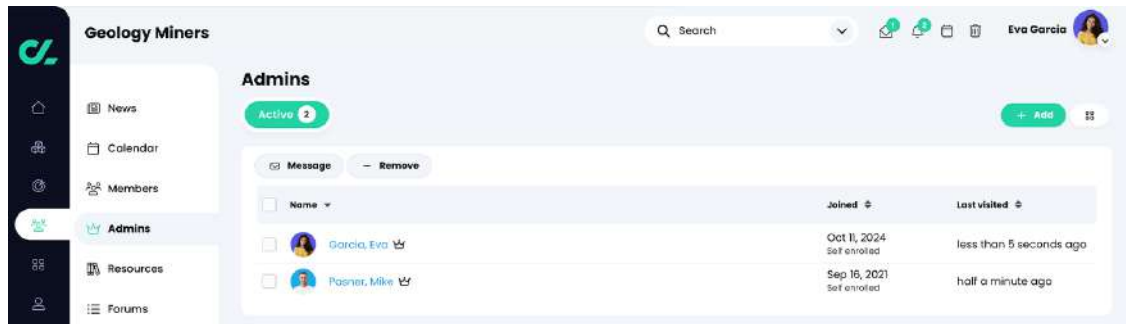
see when other group members joined the group and when they last visited the group.



Admins

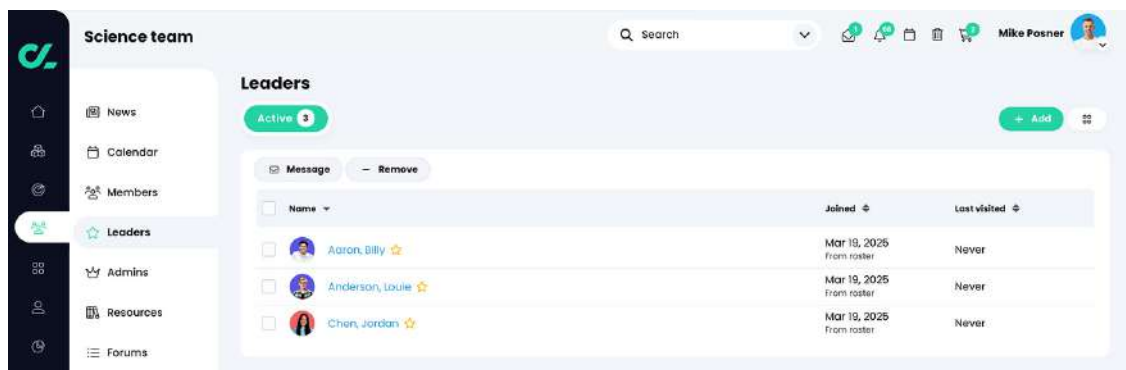
The admins tab lists **all the users who are administrators of the group or team**. They

can also see when group admins joined the group and when they last visited the group.



Leaders

The leaders tab is only **available for teams** and lists all the users who are leaders of the team.



User profile

On the profile of a user, **administrators and teachers can see various insights for the user.**

Enrolled

In the enrolled tab, teachers and administrators can see the list of classes the student is enrolled in. The available data

for each class shows information about the **student's progress, grade, due assignments, mastery level,** and more.

The screenshot shows a user profile for Billy Aaron. The 'Enrolled' tab is active, displaying a table of classes. The table has columns for Name, Progress, Grades, Grade, Due, Mastery, Time, Enrolled, Last visited, and More. The classes listed are:

Name	Progress	Grades	Grade	Due	Mastery	Time	Enrolled	Last visited	More
Advanced aerodynamics AA267-3468	-	-	-	-	-	-	Sep 27, 2021	6 days ago	⋮
Aerospace Structures & Materials A456-3455	🟢	🟢	B+	80%	-	03:03:56	Sep 24, 2021	1 day ago	⋮
Civil engineering compliance	🟢	🟢	B-	73%	-	00:10:55	Jan 14, 2022	1 day ago	⋮
Data collection & sampling	-	-	-	-	🟡	-	Sep 27, 2021	326 days	⋮



Our tools ensure the continuous monitoring of teaching and learning activities, as well as pinpointing problematic areas that need to be addressed.

Completed

In the Completed tab, teachers and administrators can see the **classes the student completed**.

Name	Progress	Grades	Grade	Due	Mastery	Completed Last visited
Aeronautical Engineering AE789-3455	✓	🟢	B- 73%	-	🟡	97 days ago
Programming for beginners	✓	🟢	B 78%	-	🟡	723 days ago

About and Info

In the About and Info sections, teachers and administrators can see basic information about the student such as their

awards, badges, account details, contact information, number of logins, time since their last login, and more.

Certificate	Class	Awarded
Completion certificate	Aerospace Structures & Materials	Jul 17, 2024

Badge	Class	Awarded
Great job	Aerospace Structures & Materials	Mar 17, 2025

Reporting tools

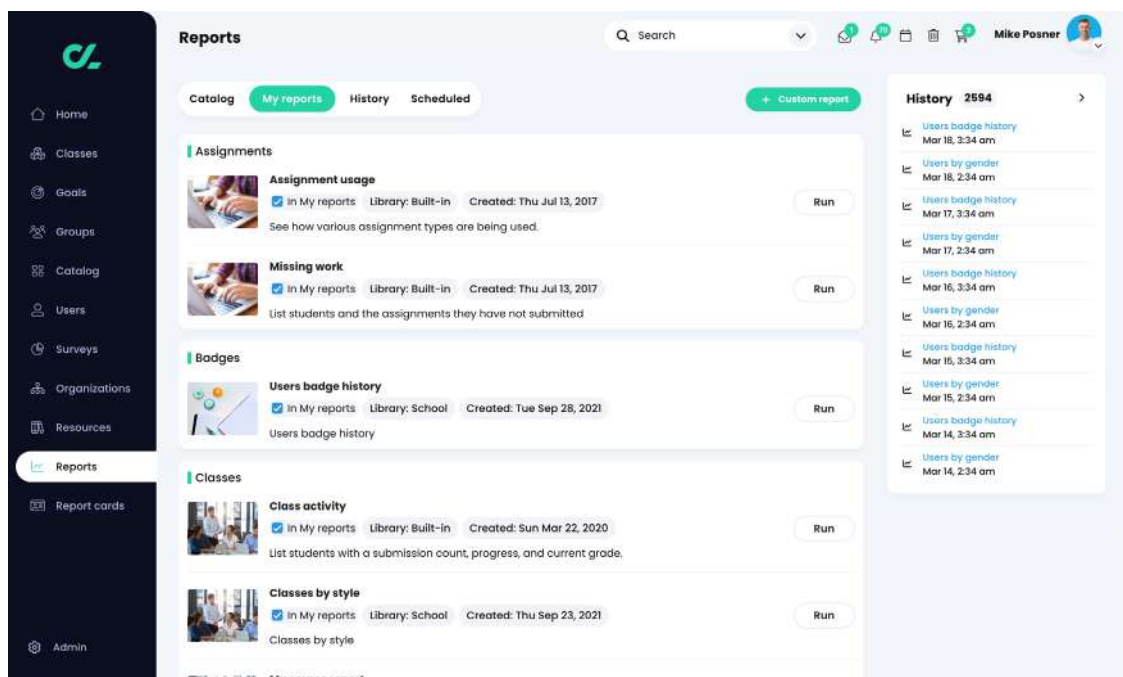
Administrators and teachers can **stay informed about various aspects of the platform** by running built-in reports or create

custom reports. Users can save reports, see a reports history, and schedule reports to be delivered at a certain time and date.

Built-in reports

Administrators and teachers can **create charts and reports of important data** such as assignment grades, lesson progress,

missing work, class status, class completion, and more.



The **assignment usage report** shows the various assignment types in the platform and how they are used.

Assignment usage

Run at: Wed Mar 19, 2025, 1:03 am
 Period: Jan 1, 2025 - Mar 19, 2025
 Organizations: Institute of Technology & Science

Teacher	Class	Quiz	Essay	Offline assignment	Dropbox	Survey	Discussion	Debate	Team	SCORM	Attendance
Adabo, Michele	-	5	3	1	1	2	4	2	1	-	-
Chopelle, Rick	-	-	-	-	-	-	-	-	-	-	-
Garcia, Eva	-	6	3	1	1	2	4	2	1	-	-
Posner, Mike	-	5	3	1	1	2	4	2	1	-	-
Robinson, Jack	-	5	3	1	1	2	4	2	1	-	-

The **missing work report** lists the students of the platform and the assignments they have not yet submitted.

Missing work

Run at: Wed Mar 19, 2025, 1:2 am
 Period: Oct 1, 2024 - Mar 19, 2025
 Organizations: Institute of Technology & Science
 Classes: Aeronautical Engineering, Aerospace Structures & Materials
 Treat a zero grade as missing:
 Treat all un-submitted assignments as missing:
 List all students, not just those with missing work:
 Exclude offline assignments:
 Students with missing work: 18

Anderson, Louie

Link: [Louie Anderson](#)
 Missing: 2, Absent: 0

Class	Assignment	Grade	Grades
Aerospace Structures & Materials	quiz 1	M	0
Aerospace Structures & Materials	Science survey	M	0

Chen, Jordan

Link: [Jordan Chen](#)
 Missing: 4, Absent: 0

Class	Assignment	Grade	Grades
Aerospace Structures & Materials	Commercial aircrafts and different at...	M	0
Aerospace Structures & Materials	Aircraft model - Concept	M	0
Aerospace Structures & Materials	quiz 1	M	0
Aerospace Structures & Materials	Science survey	M	0

The **class attendance report** lists the attendance records of students in a class.

Reports | Search | Mike Posner

Class attendance

Run at: Wed Mar 19, 2025, 1:16 am
 Period: Mar 12, 2018 - Mar 19, 2025
 Organizations: Institute of Technology & Science
 Classes: Aeronautical Engineering, Aerospace Structures & Materials, Space Exploration & Rocket Science
 22 matches:

Row	Name	ID	Organization	Course Code	Course Name	Date	Start	Duration	Student Attendance from	Student Attendance to	Minutes	Percentage
1	Billy Aaron	9645010	Institute of Technology & Science	A456	Aerospace Structures & Materials	2021-09-14	11:24	22956	11:24	10:00	22956	100%
2	Billy Aaron	9645010	Institute of Technology & Science	A456	Aerospace Structures & Materials	2021-09-15	11:40	60	11:40	12:40	60	100%
3	Louie Anderson	9678445	Institute of Technology & Science	A456	Aerospace Structures & Materials	2021-09-14	11:24	22956	11:24	10:00	22956	100%
4	Louie Anderson	9678445	Institute of Technology & Science	A456	Aerospace Structures & Materials	2021-09-15	11:40	60	11:40	12:40	60	100%
5	George Foster	9645011	Institute of Technology & Science	A456	Aerospace Structures & Materials	2021-09-14	11:24	22956	11:24	10:00	22956	100%
6	George Foster	9645011	Institute of Technology & Science	A456	Aerospace Structures & Materials	2021-09-15	11:40	60	11:40	12:40	60	100%
7	Jordan Chen	9678447	Institute of Technology & Science	A456	Aerospace Structures & Materials	2021-09-14	11:24	22956	11:24	10:00	22956	100%
8	Jordan Chen	9678447	Institute of Technology & Science	A456	Aerospace Structures & Materials	2021-09-15	11:40	60	11:40	12:40	60	100%
9	Arjun Patel	9645016	Institute of Technology & Science	A456	Aerospace Structures & Materials	2021-09-14	11:24	22956	11:24	10:00	22956	100%

The **class completion report** lists the students that have completed a class.



The **class enrollment report** lists the students that have enrolled in a class.



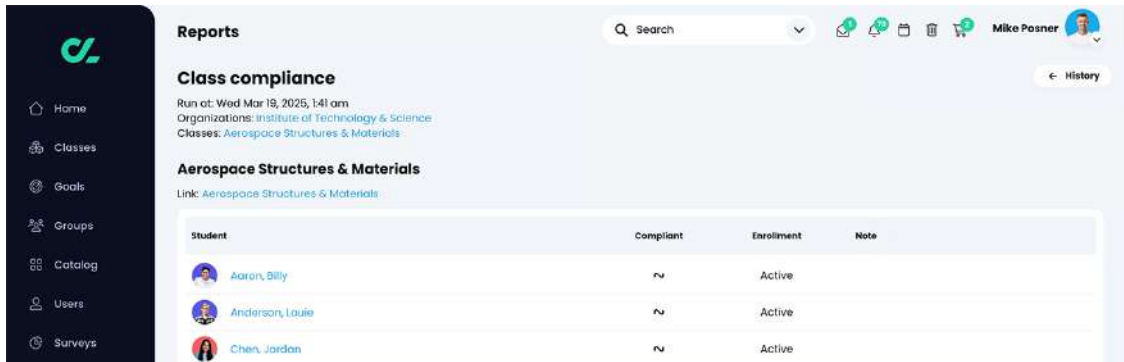
The **class status report** lists the students and the completion status for the selected class.

Class status
Run at: Wed Mar 19, 2025, 1:28 am
Organization: Institute of Technology & Science
Classes: Aerospace Structures & Materials

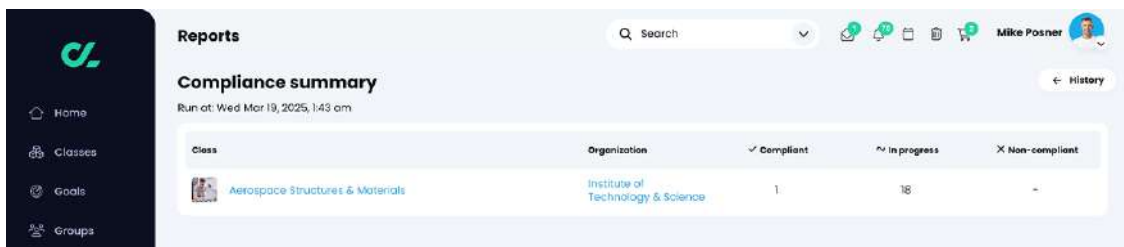
Aerospace Structures & Materials
Link: Aerospace Structures & Materials

Student	Due	Completed? / Grade	Enrolled Last visited
Aaron, Billy	-	B+ 80%	- 1 day ago
Anderson, Louis	2	B- 74%	- 1298 days ago
Chen, Jordan	4	B 79%	- 128 days ago
Foster, Andrew	4	B 78%	- 128 days ago
Foster, George	3	B 70%	- Never
Garcia, Taylor	15	F 20%	- 664 days ago
Jobs, Dillon	15	D 47%	- 724 days ago
Johnson, Aaliyah	3	A- 88%	- 1247 days ago
Kim, Ji-hoon	3	A 93%	- Never
Maestro, Giovanni	3	B+ 80%	- Never
Myers, Steve	18	-	- Never
Nina, Timur	18	-	- Never

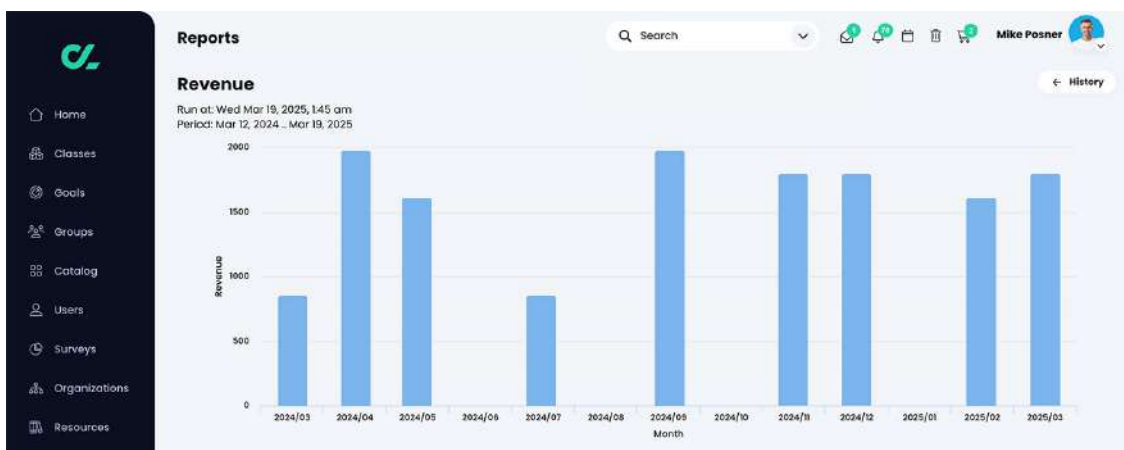
The **class compliance report** lists the classes that are required for compliance and the compliance status of the enrolled users.



The **compliance summary report** lists the classes that are required for compliance and their details.



The **revenue report**, shows the monthly revenue from selling online classes. This report can be used if e-commerce is enabled.



The **policy documents report**, lists the policy documents of the platform and the users that accepted them.

Reports

Policy documents

Run at: Wed Mar 19, 2025, 2:08 am
Period: Mar 12, 2025 - Mar 19, 2025
4 matches:

Student	Joined	Policy Document	Version	Responded at	Accepted
Aaron, Billy	Sep 16, 2021	Policy statement	1	Mar 19, 2025	Yes
Anderson, Louie	Sep 22, 2021	Policy statement	1	Mar 19, 2025	Yes
Chen, Jordan	Sep 22, 2021	Policy statement	1	Mar 19, 2025	Yes
Jobs, Dillon	Sep 22, 2021	Policy statement	1	Mar 19, 2025	Yes

The **site statistics report** lists general insights about the platform.

Reports

Site statistics

Run at: Wed Mar 19, 2025, 2:16 am

Item	Value
Students	26
Teachers	13
Administrators	2
Organizations	9
Classes	33
Archived classes	8
Active enrollments	324
Inactive enrollments	0
Lessons	111
Assignments	105
Assignment submissions	418
School-scope groups	9
Files	1219

The **organizations report** generates insights about the organizations of the platform.

ID	Name	Administrators	Teachers	Students	Classes	Groups	Paths
202161	Admissions	0	1	0	0	0	0
202163	Board of Trustees	0	0	1	0	0	0
225098	Department of Chemistry	0	0	0	0	0	0
225101	Department of Computer Science	0	0	0	0	0	0
225102	Department of Engineering	0	0	0	0	0	0
225099	Department of Mathematics	0	0	0	0	0	0
225097	Department of Physics	0	0	0	0	0	0
202162	HR Department	0	0	0	0	0	0
201621	Institute of Technology & Science	2	12	26	33	0	1
Total		2	13	26	33	0	1

Custom reports

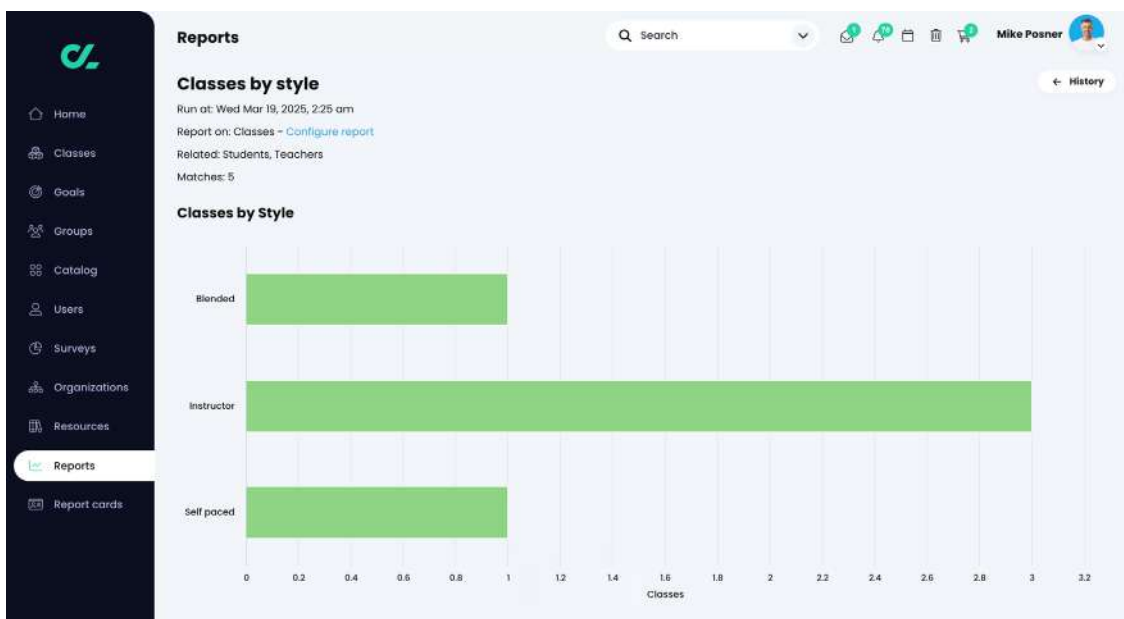
Users can create custom reports with parameters defined by them. Custom

reports are easy to create and they can be shared at a school or district level.

Classes

Administrators and teachers can **generate custom reports on classes by combining data** from groups, organizations, users, and more. For example, you can generate a

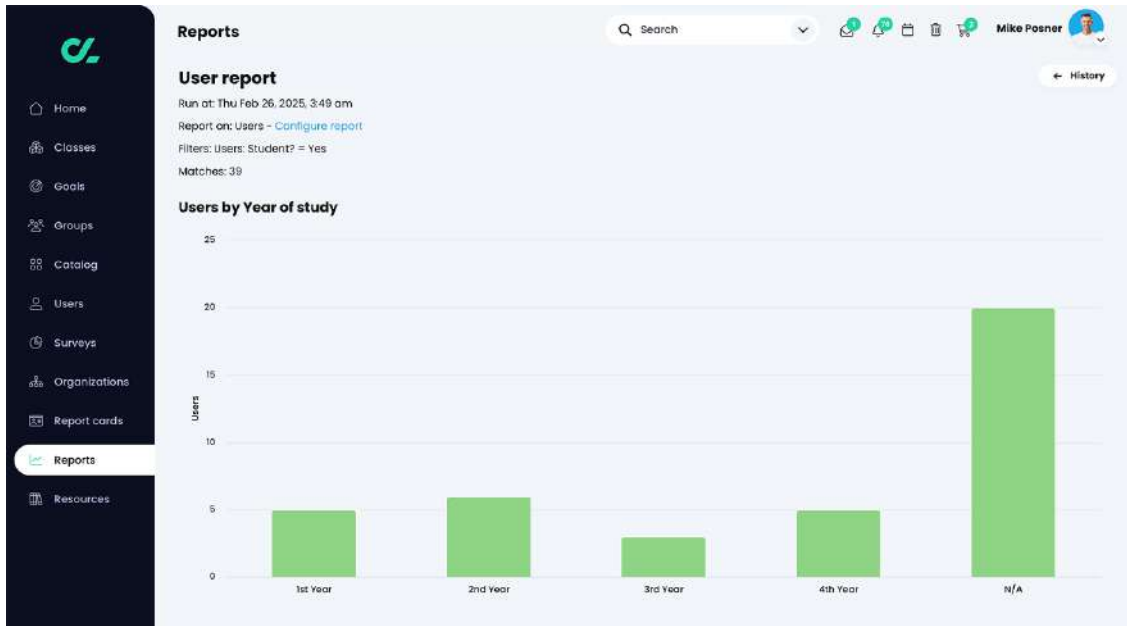
report that displays a breakdown of how many classes in the entire platform are instructor-led, self-paced, blended, or micro classes.



Users

Administrators can **generate reports at a school level on all the users and they can customize the output of the report** by selecting only the needed information about

classes, groups, organizations, and more. For example, they can create a custom report that lists all the enrolled students and the type of learning style.

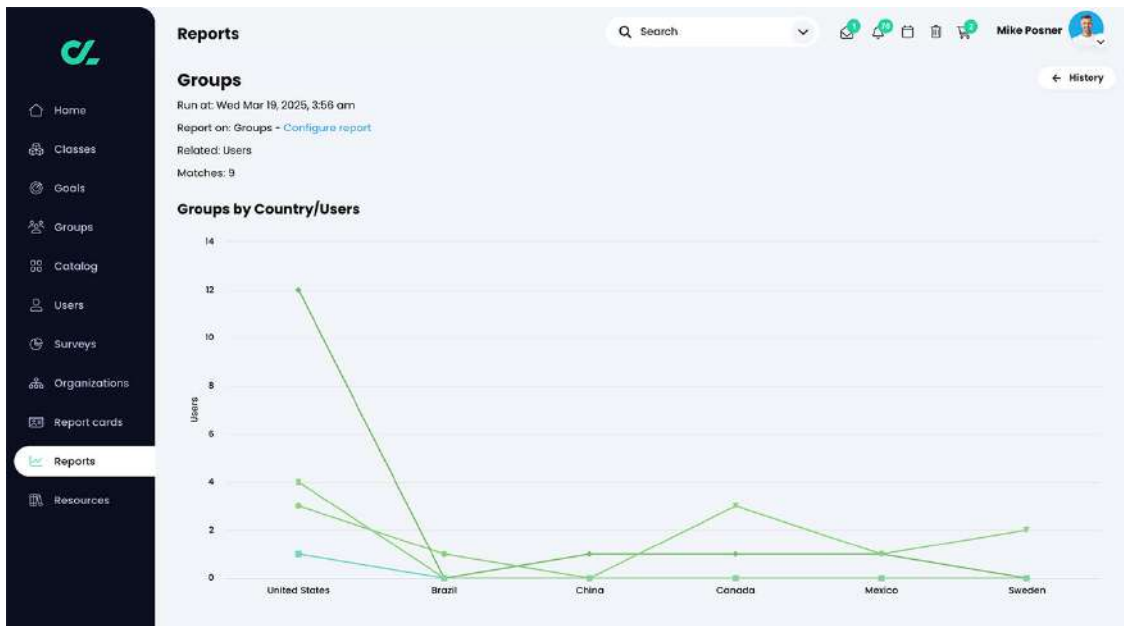


CYPHER provides a comprehensive set of reporting and insights that schools can use to retrieve valuable data about multiple areas of the platform.

Groups

Administrators can generate custom reports on all the groups and they can **customize the output of the report by selecting only the information that they need**. For example,

administrators can generate a custom report that displays the number of members by nationality.



Organizations

Administrators can generate custom reports which **include data from each organization combined with information about their classes, groups, users, and more.** For

example, administrators can generate reports that display the classes from each organization with the selected details.

The screenshot shows the 'Organizations report' interface. The report title is 'Organizations report' and it was run on Wednesday, March 19, 2025, at 3:40 am. The report is based on 'Classes' and shows 43 matches. The data is presented in a table with two columns: 'Name' and 'Style'.

Name	Style
Advanced aerodynamics	Instructor
Aeronautical Engineering	Instructor
Aerospace Structures & Materials	Self paced
Aerospace Structures & Materials	Self paced
Aerospace Structures & Materials	Self paced
Astronomy	Instructor
Christian Leadership Transformation	Instructor
Civil engineering compliance	Instructor
Corporate Social Responsibility	Instructor
Data collection & sampling methods	Instructor
Earth's orbital environment	Instructor
Earth's orbital environment	Instructor
Engineering Structure & Materials	Instructor
Evolutionary Genetics	Instructor
Fluid Mechanics	Blended
Forensic Engineering: Learning from failures	Instructor
Fractal Geometry	Instructor
Genetic data analysis	Instructor
How to use AI in the classroom	Instructor
How to use AI in the classroom	Instructor



Administrators and teachers can stay informed about various aspects of the platform by running built-in reports or creating custom reports.

Learning paths

Administrators can generate custom reports on learning paths and they can **customize the output of the report** by selecting only the information that they need. For example,

they can generate a custom report that shows information about the learning paths and the organization the learning paths belong to.

Reports Path report

Run at: Wed Mar 19, 2025, 3:49 am
Report on: Classes - [Configure report](#)
Matches: 3

Name	Allow students to enroll	Display in class catalog?	Allow students to unenroll	Description	LMSID
Aerospace Structures & Materials	true	true	true	Explore the structural and material design of aircraft from the POV of an aerospace engineer.	2985590
Aeronautical Engineering	true	true	false	Discover the science behind flying by investigating aeronautics, aerodynamics and flight mechanics.	2985590

Orders

If the e-commerce feature is enabled, administrators can **generate custom reports that displays data about the sold items, the revenue of each organization within the**

platform, the users who made purchases, and more. For example, they can generate a report that lists all the orders from the platform and the items of each order.

Reports Total orders

Run at: Wed Mar 19, 2025, 4:41 am
Report on: Orders - [Configure report](#)
Related: Items, Verifier
Matches: 7

Checkout at	Total	First name	Last name
03-19-2025 09:34:13	150.0	Mike	Posner
Items			
Name	Quantity	Unit cost	
Aerospace Structures & Materials	1	150.00	
03-19-2025 09:35:07	150.0	Mike	Posner
Items			
Name	Quantity	Unit cost	
Aerospace Structures & Materials	1	150.00	
03-19-2025 09:35:36	150.0	Mike	Posner
Items			
Name	Quantity	Unit cost	
Aerospace Structures & Materials	1	150.00	
03-19-2025 09:38:27	150.0	Mike	Posner
Items			
Name	Quantity	Unit cost	
Aerospace Structures & Materials	1	150.00	



About CYPHER Learning

CYPHER Learning is the AI-native platform built to power modern training operations. Organizations use CYPHER to rapidly create, manage, and scale commercial-grade training across employees, partners, customers, agents, franchises, and members.

By combining AI-powered content creation, orchestration, and personalization in one integrated platform, CYPHER helps organizations move faster and achieve stronger business outcomes.



To learn more about CYPHER Learning and our modern learning platform, visit us at

cypherlearning.com